


# FIFTY-FIFTY WALL

DESIGN BY SAM WELLER



Named Fifty-Fifty after the lamp's counterweight system that creates equilibrium between the two parts, it is clear to see how Sam Weller's references to physics and engineering influence the design. Based on the idea of stripping a multi-purpose task light to its fundamental elements, Fifty-Fifty balances refined, pared-back aesthetics with optimal functionality.

This largest and latest addition to the Fifty-Fifty family, the wall-mounted lamp uses most of the same components as the rest of the family, with configurable aluminium components and robust steel wall brackets and counter weight. The extruded cantilever arm is easy to tilt and pivot, featuring a touch-sensitive dimmer switch for precisely positioning and controlling the

integrated LED light source. The Fifty-Fifty Wall lamp is suitable for using in offices, public spaces, and private homes.

## PRODUCT DETAILS

- / Part of a progressive and technologically advanced lighting collection.
- / An extension of the Fifty-Fifty family of lamps in the form of a wall-mounted cantilever lamp that provides a direct and targeted light source.
- / The re-designed lamp head has an increased light output, offering a variety of uses in different settings.
- / CE approved.
- / Integrated LED module included with an estimated life span of 25,000 hours of use.
- / Integrated touch step dimmer switch.
- / Wall lamp suitable for both private and office environments.
- / Also available as freestanding task lamps in table and floor variants.
- / Qualified for contract use.
- / For indoor use only.

# HAY

## MATERIAL

LAMP BODY / Extruded aluminium arms with die cast aluminium joints and head.

WALL BRACKET / Machined steel wall bracket and counterweight.

CORD / Black silicone cable.

## COLOUR & FINISH

Please note that the colour codes are indicative.

Available in 2 different colours.

/ Soft black (RAL 9004)

/ Cream white (RAL 9010)



SOFT BLACK



CREAM WHITE

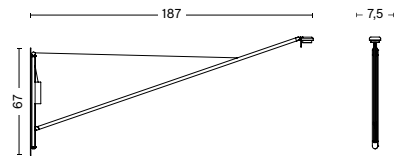
## DIMENSIONS

FIFTY-FIFTY WALL

WIDTH / 7.5 cm / 3"

DEPTH / 187 cm / 73.6"

HEIGHT / 67 cm / 26.4"



Please note that interaction points are indicated by the use of colour Pure Orange (RAL 2004).

## TECHNICAL SPECIFICATION

- / LIGHT SOURCE / Integrated LED
- / POWER (watts) / 7.7W
- / DIMMABLE / Yes
- / POWER SUPPLY / 220-240V AC at 50/60HZ  
UK/EU plug mounted adapter
- / CORD LENGTH / 300 cm
- / SWITCH / Touch step dimmer

## TEST SPECIFICATIONS

- / FLUX\* (lumens) / 700 lm
- / CCT\* (kelvin) / 3100k, cool white
- / CRI\* (1-100) / 85

\*Photometrics and the specifications shown are taken using the integrated LED light source fitted in the production luminaire.

## CERTIFICATIONS

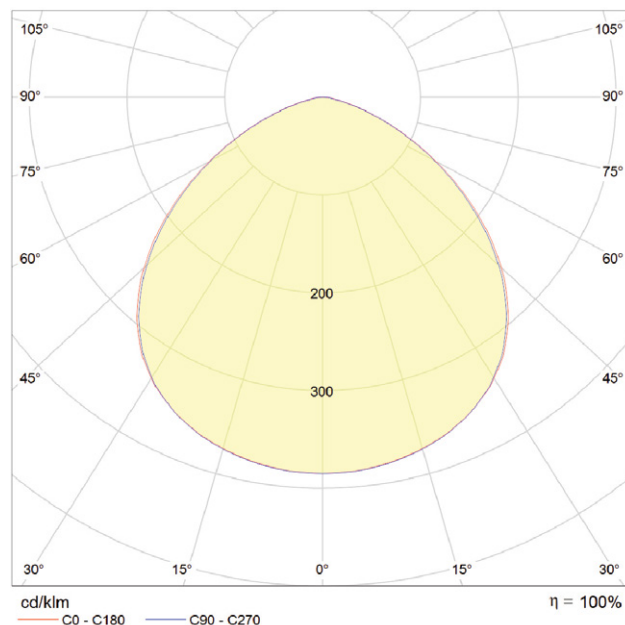
CE approved: This product has been assessed and complies with the essential requirements of the relevant European directives.



Tested according to the following European EN / IEC standards which relate specifically to electrical lighting products including:

- / EN 55015:2013 (radio disturbance)
- / EN 61547:2009 (EMC immunity)
- / EN 61000-3-2:2014 (EMC compatibility)
- / EN 61000-3-3:2013 (EMC compatibility)
- / EN 60598-2-4:1997 (portable luminaires)
- / EN 60598-1:2015 (general requirements)
- / EN 62493:2010 (human exposure to EMC)

## PHOTOMETRICS



## DOWNLOADS

Packshots and lifestyle photos, 2D / 3D files, care and maintenance instructions, CE attestation of conformity certificates, product fact sheets, and product presentations are available in our Image Bank at hay.com.

[Link to downloads.](#)

# HAY